

Light Vehicle Loading

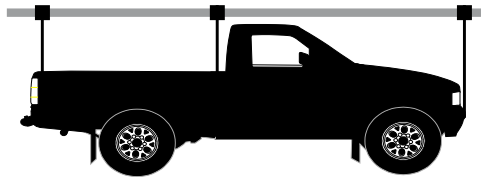
1. This Guideline:

- Provides the state requirements on vehicle dimension limits in **South Australia** and **Western Australia**. Use these vehicle loading limits in conjunction with the Customer Pick Up Guideline (TSG18).




2. Roof Rack Capacities

Utes with 2-3 racks - Guide: 100 kg max.



Sedans, vans and wagons - Guide: 50 kg max.

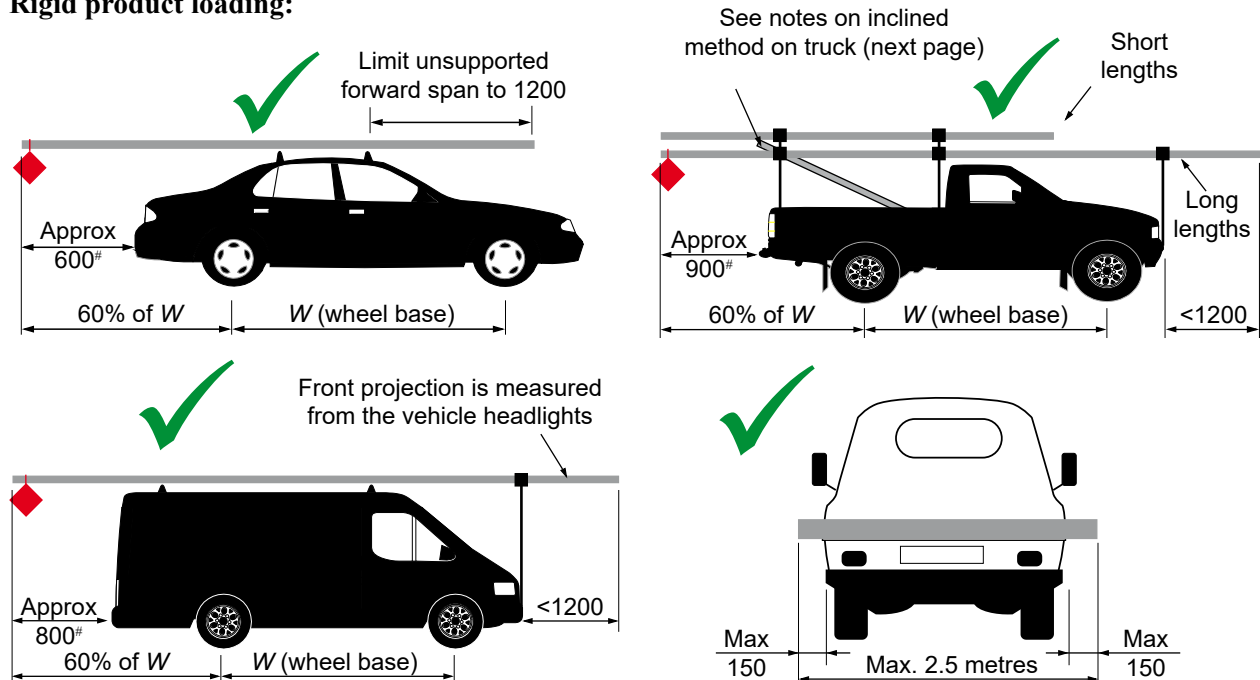


- ✗ Vehicles are not to be overloaded. Unless the driver has obtained written verification of the rack and vehicle, where a load exceeds 50 kg (for sedans, vans and wagons) or 100 kg (for utes with trade racks), the driver must take into account factors particular to the individual vehicle to determine whether or not the product may be loaded. BlueScope will not accept liability for loss or claims arising from drivers accepting loads of more than 50 kg (for sedans, vans and wagons) or 100 kg (for utes with trade racks).

3. Overhang Requirements

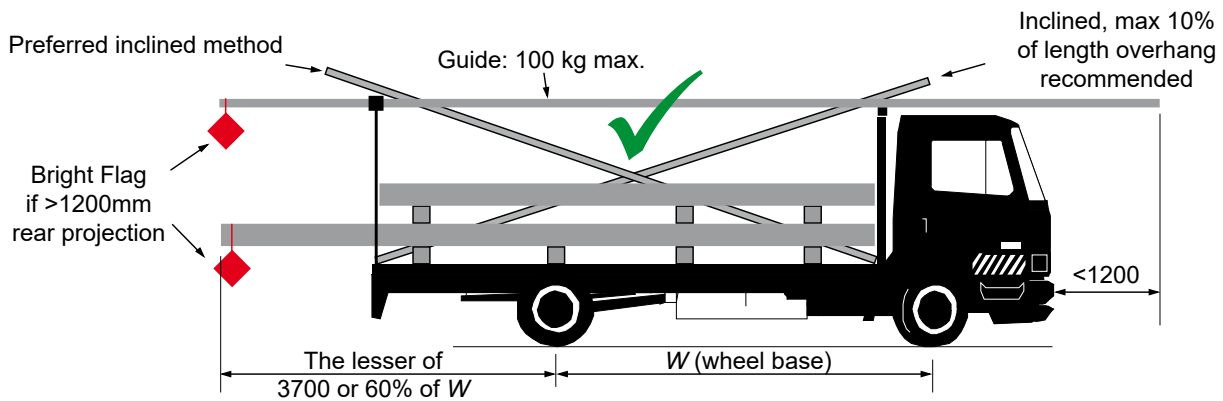
- ✗ The **driver's vision must not be obstructed**. Projections/overhangs that are dangerous are not acceptable, even if they are within the limits below.
- ✓ For daytime travel, a minimum 300mm square bright **flag is required on any overhang that cannot be easily seen**. This is mandatory for rear overhangs beyond 1200mm past the end of a vehicle or trailer.

Rigid product loading:



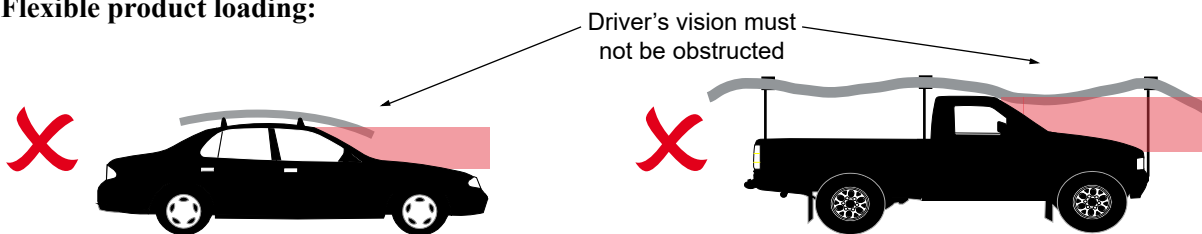
Guide only - not governing dimensions. Check vehicle wheel base to determine legal rear overhang permitted.

Light Vehicle Loading



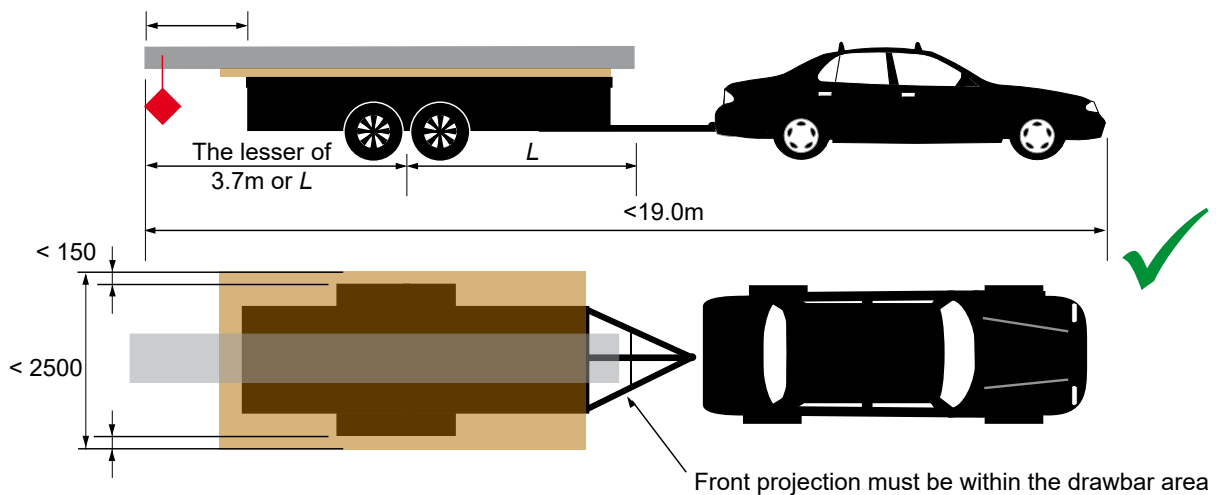
Maximum single vehicle length permitted is 12.5m.

Flexible product loading:



Trailer product loading:

Must have flag if rear projection >1200mm



Towing a trailer does not change the amount of rear projection that is permitted on the tow vehicle.

Unbraked Trailer Size	Typical Tare Weight	Allowable Payload [~]	Braked Trailer Size	Typical Tare Weight	Allowable Payload [^]
6x4	180 kg	570 kg	7x5	400 kg	1400 kg
7x4	220 kg	530 kg	8x5	450 kg	1350 kg
8x4	240 kg	510 kg	10x5	500 kg	1300 kg
8x5	260 kg	490 kg	12x6	600 kg	1200 kg

[~] Indicative payload of a typical vehicle tow capacity of 750 kg for **unbraked** trailers.

[^] Indicative payload of a typical vehicle tow capacity of 1800 kg with a **braked** trailer.